


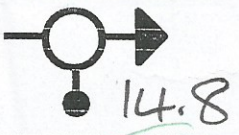
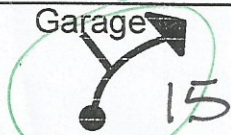


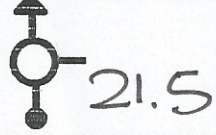
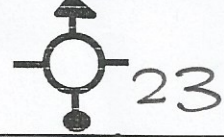

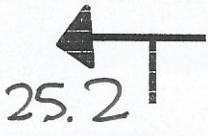






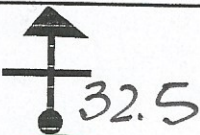
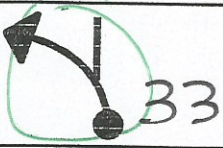
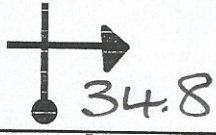
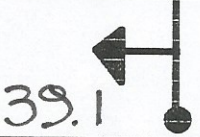
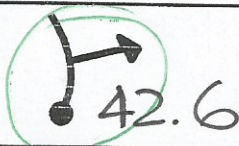

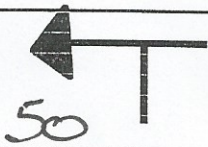
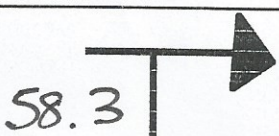
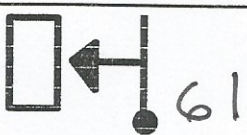
YORKSHIRE RIDINGS MX5 OWNERS CLUB




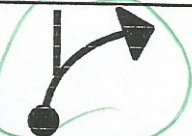
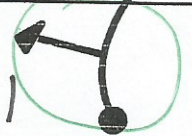
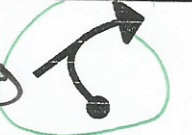
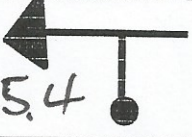
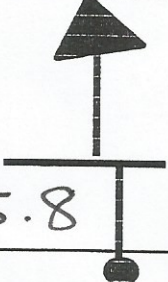


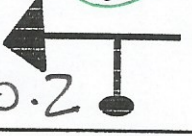
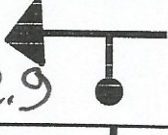

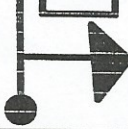
Witch Way (Oh Warlocks)
 Hosts Kevin And Diane Mobile No 07784 245610
 Starting at Wetherby Service Station LS22 5GT
 Radio Channel Five

		MILES	KM	Diagram	Info
1	Diff	0	0.0		ZERO TRIP AT THE EXIT FROM THE SERVICES
	Cum	0	0.0		
2	Diff		0.0		3 RD Exit B1224
	Cum	0.1	0.2		
3	Diff		0.0		1 ST Exit A168 SP A58
	Cum	0.6	1.0		
4	Diff	0.6	1.0		2 ND Exit A168 SP A58
	Cum	1.2	1.9		
5	Diff	0.4	0.6		1 ST Exit
	Cum	1.6	2.6		
6	Diff	0.6	1.0		2nd Exit
	Cum	2.2	3.5		
7	Diff	0.4	0.6		1st Exit A659
	Cum	2.6	4.2		
8	Diff	1.2	1.9		3 rd Exit A58 SP Collingham
	Cum	3.8	6.1		
9	Diff	0.9	1.4		Left Turn at T Junction SP Harewood House
	Cum	4.7	7.6		
10	Diff	0.4	0.6		Right Turn A659 SP Otley
	Cum	5.1	8.2		
11	Diff	4.2	6.8		Right Turn At Traffic Lights
	Cum	9.3	15.0		

				Page 2	
12	Diff	1	1.6		Keep Left A659 SP Otley
	Cum	10.3	16.6		
13	Diff	4.5	7.2		2 nd Exit SP Otley
	Cum	14.8	23.8		
14	Diff	0.2	0.3		Keep Right SP Harrogate
	Cum	15	24.1		
15	Diff	0.3	0.5		Left Turn After Bridge SP Leathley
	Cum	15.3	24.6		
16	Diff	2.5	4.0		CAUTION Hidden Brow Then Narrow Bridge
	Cum	17.8	28.6		
17	Diff	3.7	6.0		1 st Exit
	Cum	21.5	34.6		
18	Diff	1.5	2.4		2 nd Exit SP Ripon
	Cum	23	37.0		
19	Diff	1	1.6	24 	2 nd Exit SP Ripon
	Cum	24	38.6		
20	Diff	1.2	1.9		Left Turn at T Junction SP Ripon
	Cum	25.2	40.5		
21	Diff	0.8	1.3	26 	Straight Ahead At Traffic Lights
	Cum	26	41.8		
22	Diff	0.2	0.3	26.2 	2 nd Exit SP A61
	Cum	26.2	42.2		
23	Diff	0.3	0.5	26.5 	3 rd Exit SP A61
	Cum	26.5	42.6		
24	Diff	3.2	5.1	29.7 	Left Turn SP Markington
	Cum	29.7	47.8		

				Page 3	
25	Diff	2.8	4.5		Straight Ahead at Crossroads SP Shaw Mills & Patley Bridge
	Cum	32.5	52.3		
26	Diff	0.5	0.8		Keep Left
	Cum	33	53.1		
27	Diff	1.8	2.9		Right Turn Onto B6165
	Cum	34.8	56.0		
28	Diff	4.3	6.9		Turn Left SP DACRE & Darley Mills On B6451 In middle of Village
	Cum	39.1	62.9		
29	Diff	3.5	5.6		Right Turn SP Thruscross & Greenhow Hill
	Cum	42.6	68.5		
30	Diff	1.9	3.1		Right Turn at T Junction SP Grassington
	Cum	44.5	71.6		
31	Diff	5.5	8.8		Left Turn At T Junction SP Grassington
	Cum	50	80.5		
32	Diff	8.3	13.4		Right Turn A T Junction SP Kettlewell B6160
	Cum	58.3	93.8		
33	Diff	2.7	4.3		Left Turn Into Kilnsey Lake & Trout Farm
	Cum	61	98.1		
34	Diff	-61	-98.1		45 Min Cake & Coffee Stop
	Cum		0.0		
35	Diff	0	0.0		Kinsley Trout Farm BD22 5PS
	Cum		0.0		
36	Diff	0	0.0		
	Cum		0.0		
37	Diff	0	0.0		
	Cum		0.0		

				Page 4	
38	Diff	0	0.0		Re-Set Trip To Zero At Gates
	Cum		0.0		
39	Diff	0	0.0		Left Turn Out Of Car Park
	Cum	0	0.0		
40	Diff	3.1	5.0		Right Turn At Junction over bridge Pub Opposite
	Cum	3.1	5.0		
41	Diff	0.2	0.3		Turn right and Immediately Left Staggered Junction
	Cum	3.3	5.3		
42	Diff	0.1	0.2		Keep Left SP Leyburn
	Cum	3.4	5.5		
43	Diff	0	0.0		Drive With Extreme Caution For The Next 15 Miles Keep on Middleham Road
	Cum	3.4	5.5		
44	Diff	15	24.1		Turn Right At T Junction SP Ripon On B6108
	Cum	18.4	29.6		
45	Diff	8.7	14.0		Right Turn After JET Garage
	Cum	27.1	43.6		
46	Diff	0.1	0.2		Follow Main Road Right & Left Past Market Square
	Cum	27.2	43.8		
47	Diff	0.2	0.3		Follow Thorpe Road To Grewelthorpe
	Cum	27.4	44.1		
48	Diff	3	4.8		Right Turn SP Kirby Malzeard By Crown Pub
	Cum	30.4	48.9		
49	Diff	0.1	0.2		Keep Left SP Kirby Malzeard
	Cum	30.5	49.1		
50	Diff	0.9	1.4		Left Turn SP Kirby Malzeard & Ripon
	Cum	31.4	50.5		

51	Diff	0.4	0.6	31.8 	Straight Ahead A Cross Roads, SP Grantley & Galphay
	Cum	31.8	51.2		
52	Diff	1.2	1.9	33 	Keep Right on Bend SP Grantley
	Cum	33	53.1		
53	Diff	0.1	0.2	33.1 	Turn Left Towards Winksley Caravan Park CAUTION Narrow lane
	Cum	33.1	53.3		
54	Diff	1.8	2.9	34.9 	Keep Right
	Cum	34.9	56.2		
55	Diff	0.5	0.8	35.4 	Left Turn at T Junction No Sign
	Cum	35.4	57.0		
56	Diff	0.4	0.6	35.8 	Turn Left And Then Right At Staggered Junction On B6256 SP Aldfield
	Cum	35.8	57.6		
57	Diff	0	0.0		
58	Diff	0.7	1.1	36.5 	Right Turn A T Junction SP Markington
	Cum	36.5	58.7		
59	Diff	1.1	1.8	37.6 	Straight On at Bend SP Markington
	Cum	37.6	60.5		
60	Diff	2.6	4.2	40.2 	Left Turn At T Junction
	Cum	40.2	64.7		
61	Diff	2.7	4.3	42.9 	Left Turn At T Junction SP Ripley Castle B6165
	Cum	42.9	69.0		
62	Diff	0.8	1.3	43.7 	1ST Exit SP Ripon On A61
	Cum	43.7	70.3		
63	Diff	2	3.2	45.7 	Right Turn Into Red Lion Car Park HG3 3ND
	Cum	45.7	73.5		